MARKER CODE				

STUDENT ENROLMENT NUMBER (SEN)									

TONGA FORM SIX CERTIFICATE

2024

MUSIC

QUESTION AND ANSWER BOOKLET

Time allowed: 1 Hour 30 mins for Written examination and 30 mins for Aural examination.

INSTRUCTIONS:

1. Write your **Student Enrolment Number (SEN)** on the top right-hand corner of this page.
2. This paper consists of **SIX SECTIONS** and is out of 70 weighted scores.

SECTION	STRANDS	TOTAL SKILL LEVEL
ONE	RUDIMENTS OF MUSIC	8
TWO	MELODY	17
THREE	RHYTHMS	5
FOUR	HARMONY AND TEXTURE	15
FIVE	FORM AND STYLE	5
SIX	AURAL SKILLS	20
	TOTAL	70

3. Answer ALL QUESTIONS. Write your answers in the spaces provided in this booklet.
4. Use a **BLUE** or **BLACK** ball point pen only for writing. Use a pencil for drawing if required.
5. If you need more space for answers, ask the supervisor for extra paper. Write your **Student Enrolment Number (SEN)** on each additional sheet, number the questions clearly and insert them in the appropriate places in this booklet.
6. Check that this booklet contain pages 2-11 in the correct order and that none of the pages is blank.

YOU MUST HAND IN THIS BOOKLET TO THE SUPERVISOR BEFORE YOU LEAVE THE EXAMINATION ROOM.

SECTION ONE: **RUDIMENTS OF MUSIC**

1. Identify the American name for the *semiquaver note.*

_____

_____

Skill level 1	
1	
0	
NR	

2. Write in the correct time signature for the measure below.



Skill level 2	
2	
1	
0	
NR	

3. Identify the meaning of the symbol *Cut* time.

_____

_____

_____

Skill level 1	
1	
0	
NR	

4. Identify a time signature that is in Simple Quadruple time.

_____

Skill level 1	
1	
0	
NR	

5. Differentiate the *beats* and *pulses*.

_____

_____

_____

_____

_____

_____

_____

_____

_____

Skill level 3	
3	
2	
1	
0	
NR	

SECTION TWO: **MELODY**

1. Name the major *key signature* given below.



Skill level 1	
1	
0	
NR	

_____

2. State the pattern (intervals) of a *harmonic minor scale*.

Skill level 1	
1	
0	
NR	

_____

3. Describe the difference between a diatonic scale and chromatic scale.

_____

_____

_____

_____

_____

Skill level 2	
2	
1	
0	
NR	

4. Use the phrase below to answer the following questions.



Skill level 2	
2	
1	
0	
NR	

i. Describe the interval in the bracket ***A*** on the given phrase.

A=_____

Skill level 1	
1	
0	
NR	

ii. Name the symbol above the last note of the last bar.

_____

_____

5. Name the opening key and the modulation key of the melody below on the spaces provided.



Opening Key: _____

Modulation Key: _____

Skill level 2	
2	
1	
0	
NR	

6. Transpose this phrase from *Treble Staff* into the *Alto Staff* provided below ***without changing the pitch.***



Skill level 3	
3	
2	
1	
0	
NR	

7. Identify if each of the instruments below belongs to ***transposed instruments*** or ***non-transposed instruments.***

i. voice

_____

Skill level 1	
1	
0	
NR	

ii. Piano

_____

Skill level 1	
1	
0	
NR	

8. Use semibreves to write the ascending *scale of Db major* onto the staff below.
i.e., Make sure to have the correct key signature with your scale.



Skill level 3	
3	
2	
1	
0	
NR	

SECTION THREE: RHYTHMS

1. Use the phrase below to answer the following questions.

Frère Jacques Canon

TRADITIONAL FRENCH



Skill level 1	
1	
0	
NR	

i. Identify the sequence in the phrase by **circling** the group of notes and naming the circle with an ***S.***

ii. Identify the repetition in the phrase by **putting brackets** over the bars which has the repetition and labelling the bars with an **R**.

Skill level 1	
1	
0	
NR	

2. Write a two bar phrase in the time signature $^{4}_{2}$ beginning with an anacrusis. *i.e. Make sure that the last bar completes the anacrusis.*



Skill level 3	
3	
2	
1	
0	
NR	

SECTION FOUR: HARMONY AND TEXTURE

1. Use the phrase below to answer the questions below.



Skill level 1	
1	
0	
NR	

Skill level 2	
2	
1	
0	
NR	

i. Identify the triad on the 2nd beat of the 1st measure in letter name. E.g. *Bb triad.*

ii. Describe the chord in the last bar by naming the letter name to which the chord belongs to in roman numeral. *e.g. VIb or Vic*

2. Compose a perfect cadence in four-part vocal style in the key of E major. Insert the chord indications for both chords under the staff.



Skill level 4	
4	
3	
2	
1	
0	
NR	

3. Complete the four part vocal style plagal cadence below by filling in the Alto, Tenor and Bass part. The cadence is in the key of D major.



Skill level 3	
3	
2	
1	
0	
NR	

4. Study the phrase below to answer the following questions.



Skill level 1	
1	
0	
NR	

i. Mark one Accented Passing note(s) in the melody above by circling the note and naming it *APN*.

ii. Identify the texture of the phrase above.

_____

Skill level 1	
1	
0	
NR	

5. Explain *polyphonic texture.*

_____

_____

_____

_____

_____

_____

_____

_____

_____

Skill level 3	
3	
2	
1	
0	
NR	

SECTION FIVE: **FORM AND STYLE**

1. Define *Rondo form.*

_____

_____

Skill level 1	
1	
0	
NR	

2. Define *Cantata*.

_____

_____

Skill level 1	
1	
0	
NR	

3. Describe **ONE (1)** composer from each of the two musical eras below.

Romantic , Classical

_____

_____

_____

_____

Skill level 2	
2	
1	
0	
NR	

4. Identify the period of the Baroque Era.

_____

_____

Skill level 1	
1	
0	
NR	

SECTION SIX: AURAL SKILLS

1. Two pieces will be played for you, you are required to:

   i. **Identify the time signature of the pieces whether it is simple or compound.**

   ii. **Identify the final cadence whether they are perfect, plagal, or imperfect.**

   Each example will be played 4 times with a 10 seconds break between each playing.

Skill level 1	
1	
0	
NR	

Skill level 2	
2	
1	
0	
NR	

1st Piece

A. Time Signature	B. Final Cadence

Skill level 1	
1	
0	
NR	

2nd Piece

A. Time Signature	B. Final Cadence

Skill level 2	
2	
1	
0	
NR	

2. You will hear a short tune played by Xylophone. The tune will be played 7 times.

   i. **Transcribe the missing melody in bars 6 and 11-12 together with its rhythm.**

   ii. **Add Appropriate Italian terms and signs accordingly.**

   iii. **Add a tempo sign to the piece.**

Brown-Eye Rabbit



Skill level 4	
4	
3	
2	
1	
0	
NR	

Skill level 3	
3	
2	
1	
0	
NR	

Skill level 3	
3	
2	
1	
0	
NR	

Skill level 1	
1	
0	
NR	

3. You will hear the same music again, this time with piano accompaniment.

<u>Add the Following details to the score below.</u>

Add the missing chord indications to the score in bars 4, 8 and 10 using Roman numerals **OR** Jazz/rock notation as shown below.

Roman numerals	I	iii	IV	V	vi	vii^{b}
Jazz/rock chords	C maj	E min	F maj	G maj	A min	Bb maj

Brown-Eye Rabbit



Skill level 3	
3	
2	
1	
0	
NR	